

# Raz PRO Smart Tail Light



## INSTRUCTIONS



### Power On/Off

Power on: Press to turn on device.

Power off: Press more than 2 seconds to turn off device.

### Switch Lighting Modes

Simply press to switch between lighting modes.

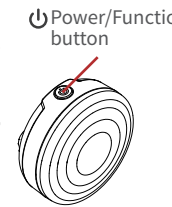
Lighting modes include: Fireworm Breathing, Flash, Double Flashes, Three Flashes, Sustained, Comet, SOS, Slow Flash.

### Switch Light Colors

Method 1: Double click button quickly.

Method 2: Rotate the device quickly.

The color switches in Red, Yellow, Green, Cyan, Blue, Purple and custom color in sequence.




### Accessories & Installation

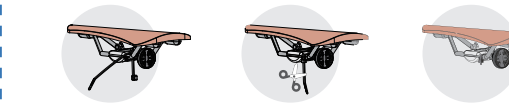
Saddle Type:



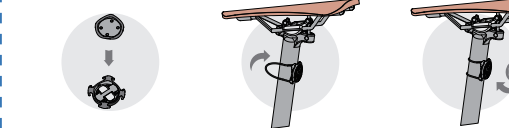
Helmet/Seat Post Type



Install under saddle



Install on seat post

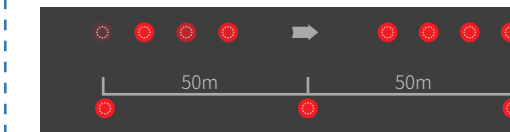


Install on helmet



Reminder: Make sure the power button is placed upwards, otherwise the Brake Warning and Road Bump Warning functions are not applicable.

### Functions



**Auto Team Sync:** Devices will sync with each other in same lighting frequency within 50 meters automatically, if set with same lighting mode and same color.



**Brake Warning:** Under braking motion, device sustains in Red light with max brightness, and recovers to original lighting mode after 3 seconds.



**Road Bump Warning:** When crossing road bumps, device sustains in White light with max brightness, and recovers to original lighting mode after 3 seconds.



**Auto Light Sensing:** With light sensing function turned on, device flashes automatically under dim environment, and shut off under bright environment.



**Auto Sleep Mode:** Device will enter sleep mode and shut off lighting when not moving over 4 minutes.



**Auto Wake-up:** Under sleep mode, device wakes up automatically when detecting motion.



**Sync with Discovery Pro GPS Unit:** After pairing Discovery Pro bike computer with Raz Pro, the warning light of Discovery Pro sync with Raz Pro with same color and lighting mode.

### Recharging/Out of Power /Firmware Upgrade Light Status

Under recharging, the light sustains in Red, after finish recharge, light color turns to Green.

Under low power status, the light flashes in Red dimly.

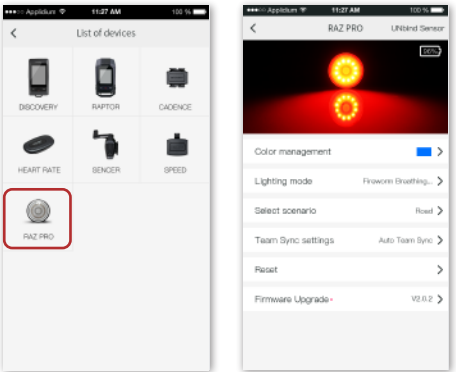
Under DFU firmware upgrading, the light flashes in Blue.

### Safety Warnings and Suggestions

- 1 Please read the safety instructions carefully and keep it for future reference.
- 2 keep out of the reach of children.
- 3 Always keep this product away from all kinds of heat sources.
- 4 Do not insert objects or pour liquid into this product.
- 5 Do not attempt to repair the product yourself or by any other unqualified person.
- 6 Never use cleaning chemicals to avoid damage on device surface.
- 7 Do not scratch device with sharp objects.

## Connect with APP (For RAZ PRO)

Download “Shanren Sport” APP, turn on Bluetooth on phone, through “Home > Devices > Add a new device > RAZ PRO”, start scanning to connect with Raz Pro, and enter device management page.



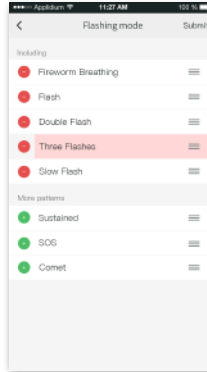
## Color Management

Under “Color Management” interface, select any color on the App, device’s light color changes accordingly.



## Lighting Mode Management

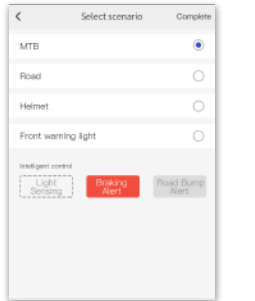
Under “Lighting Mode Management” interface, add, delete or adjust the lighting mode sequence, device’s lighting mode sequence changes accordingly.



## Select Scenarios

Brake/Road bump sensitivity configuration is different under each scenario. Users can select scenario applications (include Road, MTB, Helmet and Front Warning Light) accordingly.

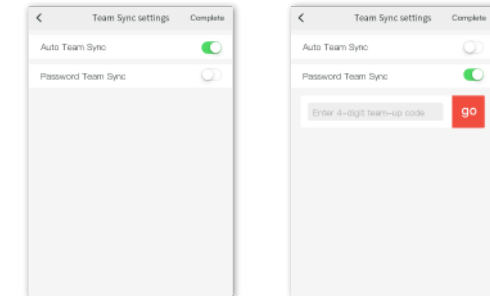
Intelligent control: users can turn on/off Brake Alert, Road Bump Alert and Light Sensing functions.



## Team Sync Settings

Auto Team Sync: Devices sync with each other automatically (default setting) under same lighting mode and same light color.

Password Team Sync: After setting the same password for Team Sync, devices sync with each other only under the same lighting mode, light color and team-up password.



## Restore Factory Setting

Device can be reset to default factory settings via App.

Default factory settings:

Light color: red

Lighting mode: Fireworm breathing

Ride scenario: Road bike

Intelligent control: Braking Alert (ON), Road Bump Alert (ON), Light Sensing (OFF)

Team-up settings: Auto Team-up

## Firmware Upgrade

New functions can be implemented through firmware upgrade on Shanren Sport App.

## Specification

Name: RAZ PRO Smart Tail Light

Model: SR-BTL20

Connection: BLE4.0

Battery: Rechargeable Li-battery

Recharge: Magnetic charging

Recharge time: 2 Hours

Work time: 24hrs (under red light flash mode)

46hrs (under red light slow flash mode)

Waterproof: IP68

Size: 41X41X19mm

Weight: 20g

APP support: Shanren Sport

IOS & Android devices: iOS 7.0 or later, Android 4.3 or later.

## Warranty Card

Shanren products are covered under 1 year’s warranty. Accessories excluded.

Each product unit is warranted to be free of factory defects for 1 year from original purchase. If the product fails to work through normal usage, we will repair or replace the defect at no charge. Service must be performed by an authorized Shanren dealers or an authorized Shanren retailers. To return the product, enclose its warranty card together with details about its dis-function. Please type your name and address clearly on the warranty card.

Insurance and transportation charges shall be born by the party requesting service.

Thanks for understanding.

User name: \_\_\_\_\_

Address: \_\_\_\_\_

Telephone: \_\_\_\_\_

Order No.: \_\_\_\_\_

Commodity name and specification: \_\_\_\_\_

Dealer name: \_\_\_\_\_

Purchasing date: \_\_\_\_\_

**Shanren International Co., Limited**

1103, Hang Seng Mongkok Building, 677 Nathan Road, Kowloon Hong Kong

shanrentech.com sales@shanrentech.com Made in China